

### VISITING SUPPORTERS

Manchester United welcomes visiting supporters to Old Trafford. Our facilities are highly regarded culminating in receipt of SCOPE's highest accessibility accolade, the *Platinum Award*. Prior to visiting us you can take a 'virtual tour' at [www.mudsa.org](http://www.mudsa.org).

**SAFETY:** In a stadium holding over 76,000 people, safety is of paramount importance. In the interests of safety please be aware that Manchester United asks that a disabled supporters' personal assistant **should always be fully able to support the needs of the disabled supporter**. We suggest that an assistant is over 16 years of age but, if this is not the case, you should inform the stewards on entry to the stadium.

**Assistance Dogs:** Manchester United welcomes any disabled person using an assistance dog but we request advanced notification (in line with GDBA guidelines). We would request each owner ensures that their assistance dog is made familiar with the surrounding area of the stadium prior to the matchday.

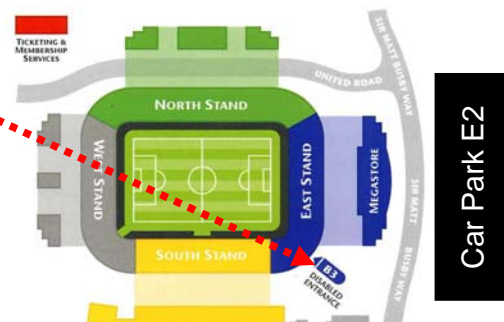
**TICKETS:** In accordance with the rules of the FA, FA Premier League and Football League each visiting clubs' ticket office will be allocated the appropriate number of tickets per generic category (see below). The following allocations allow for one personal assistant to accompany the disabled person.

ALLOCATIONS to Visiting Supporters	FA Premier League	Cup Competitions
<i>Wheelchair Users</i>	12	18
<i>Visually Impaired</i>	2	3
<i>Ambulatory Disabled*</i>	2	3

**IMPORTANT: Please be advised** that we have now introduced a 'card entry' system for wheelchair users and visually impaired supporters who should simply give their names to the stewards on entry to the stadium. Ambulatory disabled supporters will be issued with 'paper style' tickets on entry to the stadium at the disabled supporters' entrance (B3). Your ticket office will provide us with the information we need, including payment details (\*ambulatory disabled only).

**PRICES:** Supporters using wheelchairs and those who are visually impaired, and their respective personal assistants, are admitted **FREE** of charge. \*Ambulatory disabled supporters are charged at the lower admission price and their personal assistants are admitted free of charge.

**ENTRANCE TO STADIUM:** All visiting disabled supporters should enter the stadium at Entrance B3. Its location can be found in the South-East corner of the stadium (see diagram or our website [www.mudsa.org](http://www.mudsa.org)). You will notice the large red disabled persons sign over the entrance.



**DISABLED SUPPORTERS' PARKING:** Manchester United can boast the largest number of parking places available to disabled supporters compared to any stadium in the country. Notwithstanding the above, Manchester United is not in a position to offer convenient parking for every Blue Badge holder.

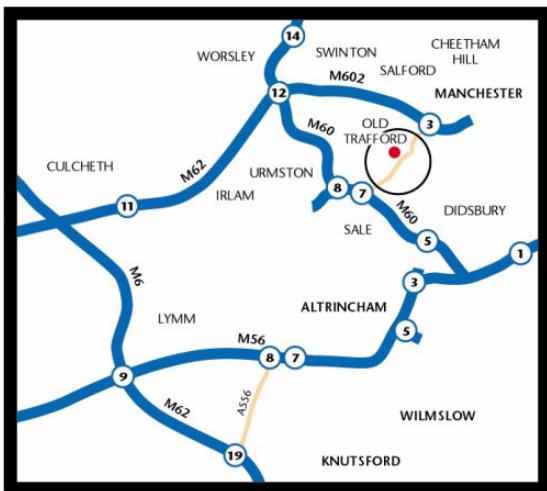
If you obtain a ticket as a **wheelchair user** you will automatically be granted a **FREE** parking place. *You will not receive a Parking Permit* but your name (as provided to us by your own Ticket Office) will be entered onto a Match Invitation List which is issued to all relevant stewards. Make your way to the stadium giving your name to the aforementioned stewards and enter the large car park (named E2) opposite the front of the stadium (East Stand) on Sir Matt Busby Way.

If you obtain a ticket as a **visually impaired or ambulatory disabled** supporter it will be necessary for you to locate one of the many private matchday car parks close to the stadium. Most of these are within comfortable walking distance of the stadium but if you are unable to walk even short distances then you may wish to contact the MUDSA Secretary to ask for advice on any supplementary parking provision for disabled supporters.

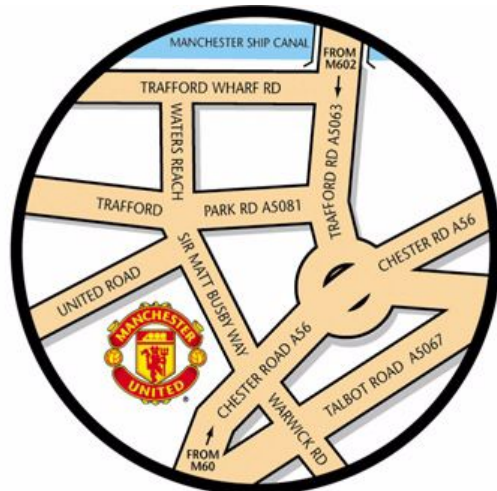
**ACCESSIBLE FORMAT PROGRAMMES & REFRESHMENTS:** Matchday programmes in accessible formats can be provided by prior arrangement. Manchester United offers a unique dedicated matchday lounge for disabled supporters, the Ability Suite. We invite visiting disabled supporters to use the Ability Suite for their refreshment requirements. *Disabled persons' toilets* are also available in the concourse area adjacent to the disabled supporters' facilities.

**DIRECTIONS:** To help you reach the stadium please use the accompanying maps. *Map 1* illustrates the macro road network around Manchester showing the motorways and arterial routes. *Map 2* illustrates the micro network of smaller roads around the stadium which should help you complete the journey. Please note that the Chester Road (A56) entrance to Sir Matt Busby Way is closed on matchdays so you will have to approach the stadium from the Manchester Ship Canal side.

Map 1 Motorway Network



Map 2 Local Roads



For further information, please contact Phil Downs on 0845 230 1989 or [disability@manutd.co.uk](mailto:disability@manutd.co.uk).